


FITTING INSTRUCTIONS




PART NUMBER: T4M563
Mazda CX9 SUV Wagon


1) Remove shipping hooks from both sides, remove 2x screws from bumper supports on each side of under side of bumper



2) Lower spare wheel, drop rear most exhurst rubbers from exhurst mounts



3) Mark bumper as follows and and remove section.
making sure not to damage paint work.




FITTING INSTRUCTIONS




PART NUMBER: T4M563
Mazda CX9 SUV Wagon

- 1) line up holes in towbar with captive nuts on the inside of the chassis rails and loosely fit 3x M12 bolts + flat + spring washers each side.
- 2) loosely fit 1x M10 bolts to the under side holes of the towbar.
- 3) tighten all bolts.
- 4) refit spare wheel and bumper stays.



3x M12 bolts each side



M10 bolts on under side of towbar.

